

Table 1 General rates, 2001			
Incidence (crude rate)	18.3	18.0	18.6
Incidence (age-standardised, world standard)	10.8	13.0	9.6
Incidence (age-standardised, Ukrainian standard 2000)	18.2	22.5	15.9
Change of incidence rate 2001 in comparison with 2000 (age-standardized rates, Ukrainian standard 2000, %)	-3.35% ↓	-5.23% ↓	-1.67% ~~
Mortality (crude rate)	12.0	12.2	11.8
Mortality (age-standardised, world standard)	6.8	8.7	5.7
Mortality (age-standardised, Ukrainian standard 2000)	11.8	15.7	9.9
Lived less than 1 year since the diagnosis in 2001, %	45.7	45.8	45.6
From among the newly diagnosed – diagnosed post mortem, %	3.0	3.2	2.7
Microscopically verified diagnoses, %	69.5	69.8	69.2
Diagnoses verified with histology, %	66.0	66.4	65.6
Patients diagnosed during the preventive medical examinations, %	4.9	4.8	5.1
Newly diagnosed patients underwent the special treatment, %	60.3	60.5	60.1
From among them:			
- surgical treatment only, %	72.6	73.5	71.8
- combined or complex scheme of treatment, %	21.7	21.1	22.2
Incidence of children population (per 100 000 of children pop.)	0.0	0.0	0.0
Mortality of children population (per 100 000 of children pop.)	0.0	0.0	0.0



















Table 2 Incidence and mortality, 2001	Crude incidence rate per 100 000 of population			Age-standardised incidence rate (world standard)			Age-standardised incidence rate (Ukrainian standard, 2000)			Crude mortality rate per 100 000 of population			Age-standardised mortality rate (world standard)			Age-standardised mortality rate (Ukrainian standard, 2000)		
																		
Ukraine	18.3	18.0	18.6	10.8	13.0	9.6	18.2	22.5	15.9	12.0	12.2	11.8	6.8	8.7	5.7	11.8	15.7	9.9
AR Krym	22.2	19.6	24.5	13.7	15.0	13.0	23.4	25.9	22.0	15.6	15.1	16.1	9.3	11.5	8.2	16.6	21.2	14.3
Vinnitska	17.5	20.8	14.8	10.2	13.9	8.2	16.0	23.4	12.4	10.1	11.6	8.9	5.5	7.6	4.4	9.0	13.1	7.1
Volynska	10.1	9.4	10.7	6.5	7.6	5.6	10.8	12.5	9.5	7.1	6.2	8.0	4.7	4.8	4.8	7.7	8.0	7.6
Dnipropetrovska	21.2	21.3	21.1	12.4	15.0	11.0	21.2	26.8	18.4	14.8	15.6	14.0	8.3	10.8	7.0	14.9	20.5	12.1
Donetska	20.8	20.0	21.5	11.5	13.4	10.4	19.7	23.6	17.6	14.0	14.4	13.8	7.5	9.5	6.5	13.4	17.6	11.2
Zhytomirskya	11.2	12.0	10.5	6.8	8.2	6.3	10.7	14.0	9.2	7.7	8.4	7.0	4.5	5.7	3.9	7.3	9.9	5.9
Zakarpatska	11.6	13.8	9.5	8.9	12.7	6.5	14.4	20.6	10.4	6.7	6.3	7.0	4.9	5.6	4.3	8.2	8.9	7.6
Ivano-Frankivska	13.0	12.0	14.0	8.5	9.2	8.1	14.1	15.8	13.2	7.7	7.9	7.5	4.8	6.1	4.1	8.3	10.8	6.9
Kyivska	17.8	17.8	17.9	10.6	12.9	9.2	17.4	21.7	15.1	11.5	12.8	10.3	6.5	9.2	4.9	11.2	16.4	8.4
Kirovogradska	21.6	23.7	19.8	11.9	16.4	9.0	20.1	28.1	15.4	14.3	15.3	13.5	7.6	10.8	5.7	13.3	18.7	10.2
Louganska	19.0	17.2	20.6	10.7	12.0	10.2	18.2	21.4	17.0	14.0	13.9	14.0	7.6	9.8	6.4	13.4	17.6	11.3
Lvivska	15.6	15.9	15.4	9.9	12.1	8.7	16.6	21.3	14.2	8.3	8.3	8.3	5.0	6.3	4.2	8.8	11.1	7.3
Mykolajivska	19.3	19.9	18.8	12.0	15.8	10.0	20.6	27.6	17.0	12.9	12.9	12.8	7.8	10.4	6.3	13.8	18.4	11.4
Odesska	21.2	20.9	21.5	13.2	15.7	11.7	22.4	27.3	19.6	13.3	13.6	13.1	8.1	10.3	6.8	14.1	18.4	11.7
Poltavska	21.0	18.2	23.3	11.2	12.0	10.7	18.7	20.5	18.0	13.7	14.0	13.5	6.9	8.8	5.9	12.0	16.1	10.0
Rivnenska	13.0	13.9	12.1	8.9	11.7	6.7	14.8	18.8	11.7	9.4	9.5	9.4	6.3	7.7	5.1	10.8	13.0	9.1
Soumska	16.8	18.1	15.7	9.4	12.1	7.9	15.2	20.3	12.5	10.4	11.8	9.3	5.4	7.8	4.2	9.2	13.9	7.0
Ternopil'ska	14.5	13.3	15.5	8.3	9.6	7.4	13.6	15.6	12.3	8.6	8.6	8.5	4.5	5.9	3.7	7.8	10.5	6.4
Kharkiv'ska	19.0	17.6	20.2	10.9	12.6	10.2	18.4	22.0	16.9	12.0	11.6	12.4	6.6	8.2	5.9	11.7	15.2	10.2
Kherson'ska	16.3	15.2	17.2	10.5	12.4	9.6	18.2	22.3	16.2	12.2	12.6	11.8	7.2	9.7	5.6	13.7	18.7	10.8
Khmelnitska	18.5	18.5	18.6	9.8	12.0	9.0	16.8	22.1	14.7	12.1	11.6	12.5	6.0	7.3	5.4	10.7	13.9	9.3
Cherkasska	18.5	18.7	18.4	10.3	12.5	9.2	16.8	21.3	14.6	12.8	11.8	13.6	6.4	7.4	6.1	11.2	13.9	10.3
Chernivetska	14.0	16.1	12.1	9.6	12.8	7.5	15.0	20.3	11.7	9.7	10.6	8.9	6.0	8.1	4.7	10.2	13.9	8.0
Chernigiv'ska	15.2	16.1	14.4	7.5	9.8	6.0	12.4	16.6	10.0	8.2	10.2	6.6	3.8	6.0	2.6	6.5	10.4	4.5
Kyiv city	23.4	21.6	25.0	16.1	18.1	14.8	28.4	32.3	26.0	14.4	13.5	15.3	9.6	11.2	8.7	17.8	21.0	16.0
Sevastopol city	27.3	19.8	33.9	16.3	15.9	17.2	29.3	29.6	30.2	20.8	18.7	22.7	12.2	15.3	11.1	23.4	31.0	20.6

Table 3 Incidence and mortality, 2002	Number of new cancer cases registered in 2002			Crude incidence rate per 100 000 of population			Number of deaths from cancer registered in 2002			Crude mortality rate per 100 000 of population		
	♂	♀	♂	♂	♀	♂	♂	♀	♂	♂	♀	♂
Ukraine	8990	4197	4793	18.6	18.8	18.5	5693	2691	3002	11.8	12.1	11.6
AR Krym	455	200	255	22.5	21.5	23.3	248	117	131	12.3	12.6	12.0
Vinnitska	267	140	127	15.1	17.4	13.2	151	83	68	8.6	10.3	7.1
Volynska	97	46	51	9.2	9.2	9.1	70	32	38	6.6	6.4	6.8
Dnipropetrovska	812	382	430	22.8	23.3	22.4	544	260	284	15.3	15.9	14.8
Donetska	1025	470	555	21.2	21.3	21.2	652	305	347	13.5	13.8	13.3
Zhytomirska	190	80	110	13.7	12.4	14.8	128	52	76	9.2	8.1	10.2
Zakarpatska	136	65	71	10.8	10.8	10.9	98	55	43	7.8	9.1	6.6
Zaporizzka	444	203	241	23.0	23.0	23.1	304	126	178	15.8	14.3	17.1
Ivano-Frankivska	186	88	98	13.2	13.3	13.2	99	42	57	7.0	6.3	7.7
Kyivska	318	152	166	17.5	18.1	17.0	183	95	88	10.1	11.3	9.0
Kirovogradska	271	129	142	24.1	25.0	23.3	163	87	76	14.5	16.8	12.5
Louganska	453	193	260	17.8	16.5	19.0	333	150	183	13.1	12.8	13.3
Lvivska	431	198	233	16.5	16.0	17.0	226	108	118	8.7	8.8	8.6
Mykolajivska	270	119	151	21.4	20.3	22.3	158	69	89	12.5	11.8	13.2
Odesska	547	277	270	22.3	24.1	20.7	350	167	183	14.3	14.5	14.0
Poltavska	314	159	155	19.4	21.4	17.6	212	89	123	13.1	12.0	14.0
Rivnenska	148	72	76	12.6	13.0	12.3	95	43	52	8.1	7.8	8.4
Soumska	214	98	116	16.5	16.6	16.5	155	75	80	12.0	12.7	11.4
Ternopil'ska	134	80	54	11.8	15.2	8.8	90	47	43	7.9	8.9	7.0
Kharkivska	548	255	293	18.9	19.2	18.7	330	146	184	11.4	11.0	11.7
Khersonska	226	104	122	19.3	19.0	19.5	140	72	68	11.9	13.2	10.9
Khmelnitska	204	88	116	14.3	13.4	15.1	141	76	65	9.9	11.6	8.5
Cherkasska	277	137	140	19.8	21.6	18.4	178	86	92	12.7	13.5	12.1
Chernivetska	129	58	71	14.0	13.5	14.5	93	45	48	10.1	10.5	9.8
Chernigivska	169	83	86	13.7	14.8	12.7	130	64	66	10.5	11.4	9.8
Kyiv city	625	283	342	24.4	23.7	24.9	355	172	183	13.8	14.4	13.3
Sevastopol city	100	38	62	26.5	22.1	30.2	67	28	39	17.8	16.3	19.0

Table 4 Rates, 2002	Stage distribution of newly diagnosed patients, 2002 (according to TNM), %				Lived less than 1 year since diagnosis in 2001, %	among them – diagnose d post- mortem in 2001	Received special treat- ment, %	Micro- scopi- cally verified, %	During the preven- tive exam., %	Patients with cancer, 2002 (per 100 000 of population)		
	I-II	III	IV	Not specified						♂	♀	♂
Ukraine	51.7	20.8	21.9	5.6	45.7	243	61.2	67.7	6.2	71.8	66.0	76.7
AR Krym	40.0	32.1	16.9	11.0	47.6	4	63.9	67.9	2.6	100.1	84.7	113.4
Vinnitska	64.0	12.7	23.3	0.0	40.7	3	58.5	69.3	6.8	60.3	63.0	58.0
Volynska	46.4	23.8	15.5	14.3	43.6	10	69.0	86.6	2.4	44.0	41.1	46.6
Dnipropetrovska	58.4	17.1	23.4	1.1	51.8	20	65.7	75.7	3.1	73.2	67.8	77.9
Donetska	48.0	19.8	20.1	12.1	46.3	4	56.1	58.1	6.5	82.9	72.8	91.4
Zhytomirska	50.6	27.2	21.7	0.6	43.7	7	59.4	73.7	7.2	49.6	52.3	47.3
Zakarpatska	41.5	23.6	29.3	5.7	49.3	3	43.1	66.2	4.9	36.5	37.2	35.9
Zaporizzka	65.1	17.5	17.5	0.0			54.8	67.3	8.6			
Ivano-Frankivska	49.4	16.7	33.3	0.6	44.9	1	57.5	65.6	1.7	49.3	47.1	51.2
Kyivska	52.1	26.7	20.8	0.3	44.2	8	66.0	71.7	2.4	70.2	69.1	71.2
Kirovogradska	65.3	12.0	17.1	5.6	40.1	6	63.3	58.7	4.4	80.3	71.4	87.8
Louganska	47.1	16.5	22.7	13.6	52.3	9	54.5	66.9	5.5	67.0	55.0	77.3
Lvivska	37.7	23.4	18.5	20.4	41.8	6	55.6	67.1	1.5	66.6	64.3	68.7
Mykolajivska	63.2	21.9	14.9	0.0	44.9	10	51.7	62.6	19.4	77.3	73.2	80.9
Odesska	51.9	22.3	25.8	0.0	39.7	39	69.0	74.2	3.7	80.3	77.6	82.6
Poltavska	46.4	12.9	23.7	16.9	51.7	2	49.5	56.1	10.2	75.1	72.8	77.1
Rivnenska	43.1	22.9	34.0	0.0	45.1	2	47.9	46.6	5.6			
Soumska	56.2	21.9	20.4	1.5	45.0	0	66.2	68.7	12.4	65.0	60.4	68.8
Ternopil'ska	47.7	33.1	18.5	0.8	38.4	1	68.5	72.4	12.3			
Kharkivska	59.4	15.3	23.7	1.6	50.2	50	61.4	56.2	4.7	66.1	59.8	71.5
Khersonska	53.6	15.5	29.5	1.4	42.4	6	66.2	58.4	7.2	71.8	65.8	77.1
Khmelnitska	44.0	34.2	21.2	0.5	47.8	18	69.0	74.5	1.6	61.1	55.3	66.0
Cherkasska	51.2	19.1	26.8	2.8	47.7	17	69.1	76.2	4.9	81.3	80.3	82.2
Chernivetska	42.4	36.0	20.8	0.8	43.8	2	67.2	56.6	1.6	57.3	53.2	60.9
Chernigivska	47.4	21.1	23.0	8.6	45.9	4	68.4	75.7	4.6	67.7	64.0	70.7
Kyiv city	52.2	23.9	18.8	5.1	39.0	8	69.3	83.4	15.4	89.2	76.6	100.1
Sevastopol city	50.5	19.4	30.1	0.0	43.4	3	67.7	82.0	0.0	138.4	112.7	159.9